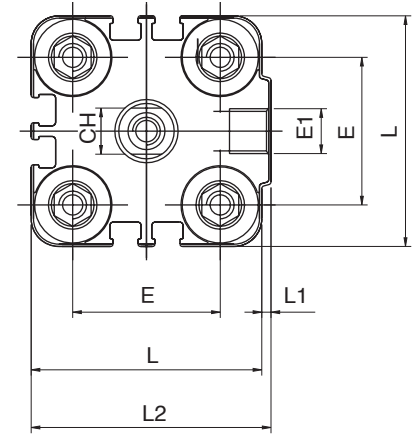
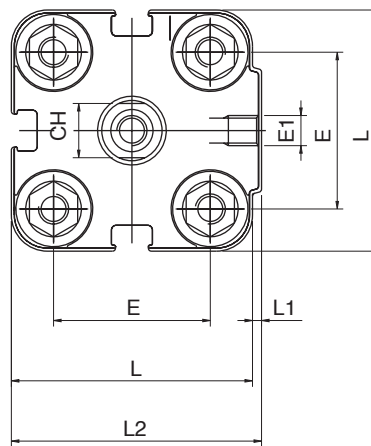


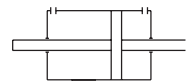
D12-16-20-25



D32-40-50-63-80-100



+= aggiungere la corsa + = add stroke
 ++= aggiungere 2 volte la corsa ++ = double stroke dimension and add it


QJ
DOPPIO EFFETTO STELO PASSANTE MAGNETICO - DOUBLE ACTING MAGNETIC WITH DOUBLE ROD END

∅ mm.	T	M2	T2	D2	L	E1	M3	T3	CH	H	H2	H3	N	N1	L2	E	L1	H1
12	6	M3	1.5	6	29	M5	M4	16	5	35	7.5	50	6.5	28.5	30	18	1	42.5
16	8	M4	2	8	29	M5	M4	16	7	35	8.5	52	6.5	28.5	30	18	1	43.5
20	8	M5	2	10	36	M5	M5	18.5	9	39	7	53	8	31	37.5	22	1.5	46
25	8	M5	2	10	40	M5	M5	18.5	9	39	7	53	8	31	41.5	26	1.5	46
32	10	M6	2.8	12	50	G1/8	M6	21.5	10	42	7	56	6.5	35.5	52	32	2	49
40	10	M6	2.8	12	60	G1/8	M6	21.5	10	45.5	8.5	62.5	7.5	38	62.5	42	2.5	54
50	12	M8	3.5	16	68	G1/8	M8	23.5	13	45.5	10	65.5	7.5	38	71	50	3	55.5
63	12	M8	3.5	16	87	G1/8	M10	28.5	13	51	10.5	72	7.5	43.5	91	62	4	61.5
80	16	M10	4.5	20	107	G1/8	M10	28.5	17	62	13	86	9.5	52.5	111	82	4	75
100	20	M12	6	25	128	G1/4	M10	28.5	22	68	15.5	99	10.5	57.5	133	103	5	83.5