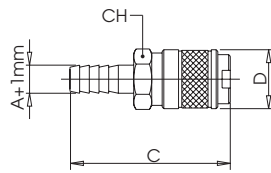


185

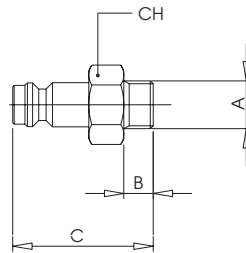
PRESA CON PORTAGOMMA A RESCA PER INNESTI OTTURATI - SOCKET WITH REST FOR RUBBER HOSE FOR SHUTTER PLUG



A	B	C	D	CH	Conf. Pack.
4	-	48	18	16	10
6	-	48	18	16	10
8	-	48	18	16	10

281

INNESTO OTTURATO CON ATTACCO MASCHIO - MALE SHUTTER PLUG

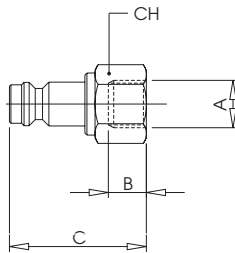


A	B	C	D	CH	Conf. Pack.
1/8	6	29.5	-	14	25
1/4	8	31.5	-	17	25
3/8	9	32.5	-	19	25

UTILIZZARE SOLO CON PRESE PER INNESTI OTTURATI
USING ONLY WITH SOCKET FOR SHUTTER PLUG

282

INNESTO OTTURATO CON ATTACCO FEMMINA - FEMALE SHUTTER PLUG

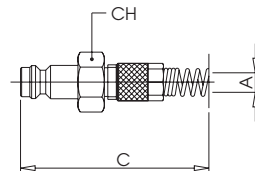


A	B	C	D	CH	Conf. Pack.
1/8	7.5	31.5	-	14	25
1/4	11	35	-	17	25
3/8	11.5	35.5	-	19	25

UTILIZZARE SOLO CON PRESE PER INNESTI OTTURATI
USING ONLY WITH SOCKET FOR SHUTTER PLUG

283

INNESTO OTTURATO CON ATTACCO A CALZAMENTO CON MOLLA - COMPRESSION SHUTTER PLUG WITH NUT AND SPRING

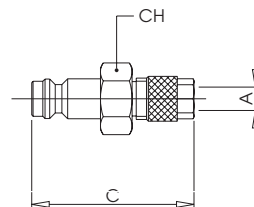


A	B	C	D	CH	Conf. Pack.
6/4	-	118.5	-	12	25
8/6	-	122	-	12	25

UTILIZZARE SOLO CON PRESE PER INNESTI OTTURATI
USING ONLY WITH SOCKET FOR SHUTTER PLUG

284

INNESTO OTTURATO CON ATTACCO A CALZAMENTO - COMPRESSION SHUTTER PLUG

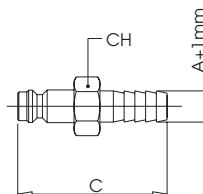


A	B	C	D	CH	Conf. Pack.
6/4	-	36.5	-	12	25
8/6	-	36.5	-	12	25

UTILIZZARE SOLO CON PRESE PER INNESTI OTTURATI
USING ONLY WITH SOCKET FOR SHUTTER PLUG

285

INNESTO OTTURATO CON ATTACCO PORTAGOMMA A RESCA - SHUTTER PLUG WITH REST FOR RUBBER HOSE



A	B	C	D	CH	Conf. Pack.
4	-	43.5	-	11	25
6	-	43.5	-	11	25
8	-	43.5	-	13	25

UTILIZZARE SOLO CON PRESE PER INNESTI OTTURATI
USING ONLY WITH SOCKET FOR SHUTTER PLUG